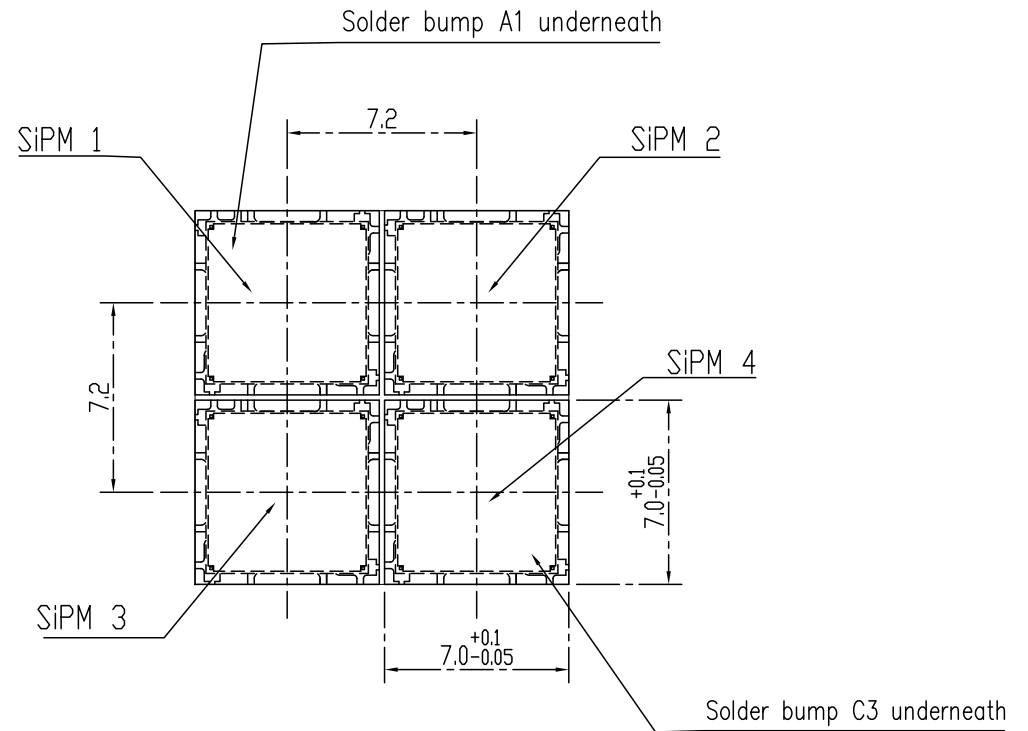


Bottom View



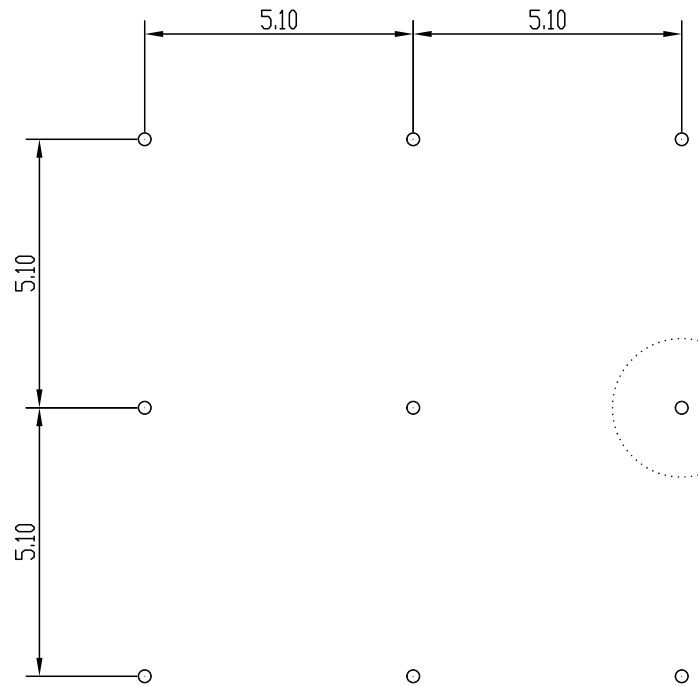
Top View

Side View

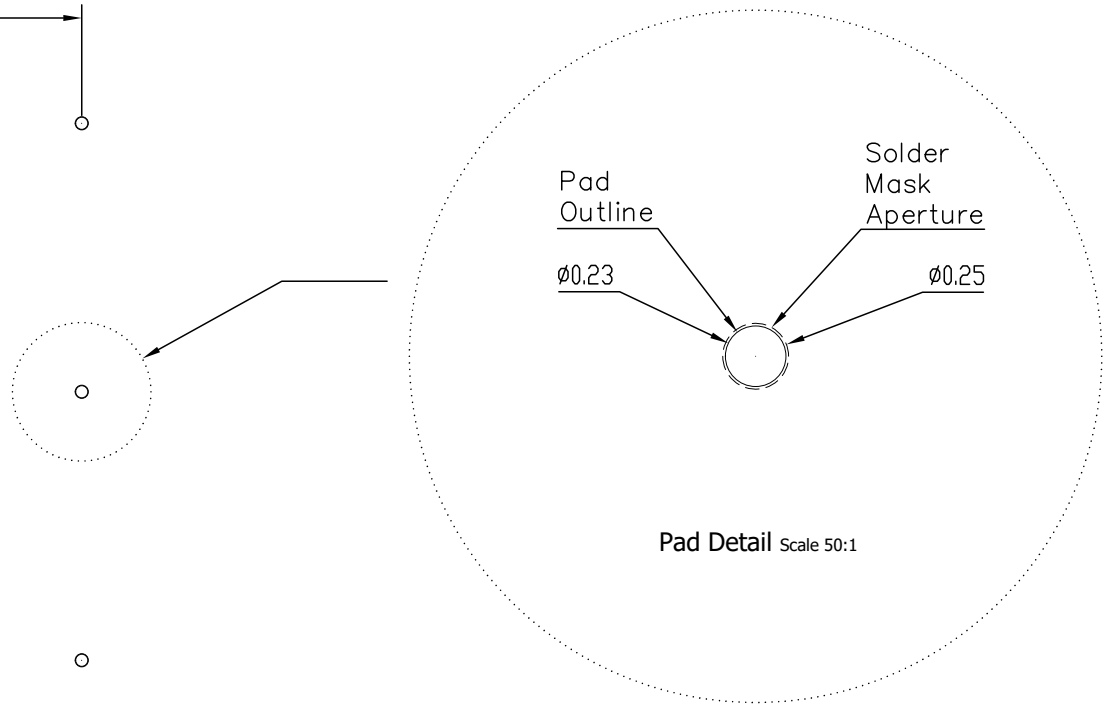
Solder Bump Assignments	
Bump #	Function
A1	Anode 1
A2	Anode 2
A3	Common Cathode
B1	Anode 3
B2	Anode 4
B3	Common Cathode
C1	Common Cathode
C2	Common Cathode
C3	Common Cathode

All Dimensions ± 0.1 mm Unless Otherwise Stated

DATE	09 Apr 2017	REVISION	D	SCALE	5 : 1
SensL Technologies Ltd				Sheet 1 of 2	
www.sensl.com					
DWG. NO:	SND0124	DO NOT SCALE ALL DIMENSIONS IN MM			
TITLE: ArrayC-60035-4P-BGA					
PROJECTION:					



Recommended PCB Solder Footprint
Scale 10:1



DATE	09 Apr 2017	REVISION	D	SCALE:	10 : 1
SensL Technologies Ltd					Sheet
www.sensl.com					2 of 2
DWG. NO:	SND0124	DO NOT SCALE ALL DIMENSIONS IN MM			
TITLE:					
ArrayC-60035-4P-BGA					
PROJECTION:					