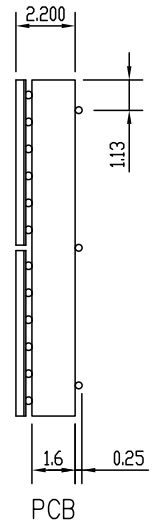
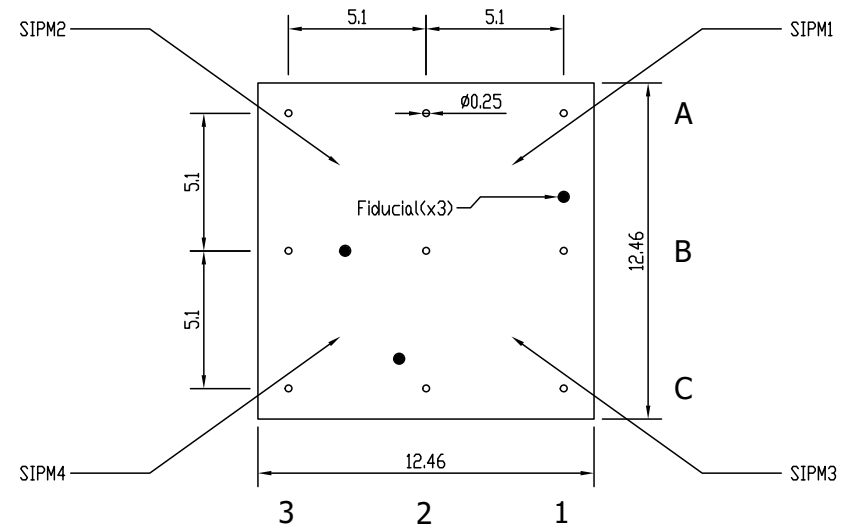


Top View Scale 5 : 1



Side View Scale 5 : 1

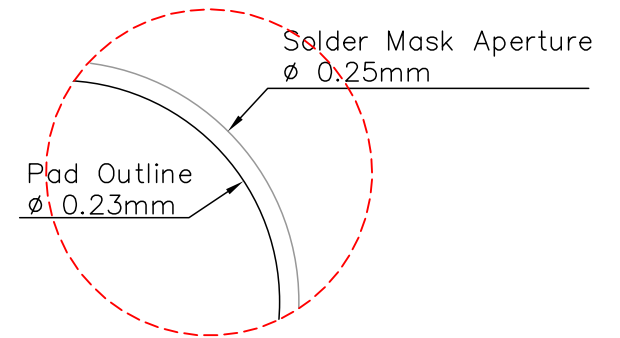
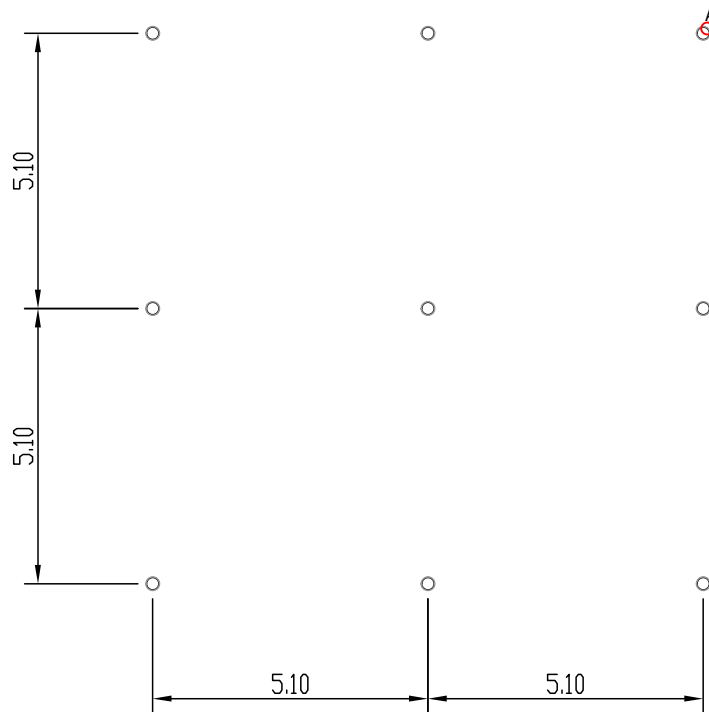


Bottom View Scale 5 : 1

| Solder Bump Assignments |                |
|-------------------------|----------------|
| Bump #                  | Function       |
| A1                      | Anode 1        |
| A2                      | Anode 2        |
| A3                      | Common Cathode |
| B1                      | Anode 3        |
| B2                      | Anode 4        |
| B3                      | Common Cathode |
| C1                      | Common Cathode |
| C2                      | Common Cathode |
| C3                      | Common Cathode |

All Dimensions ± 0.1mm Unless Otherwise Stated

|                        |             |              |                      |       |        |
|------------------------|-------------|--------------|----------------------|-------|--------|
| DATE                   | 09 Apr 2017 | REVISION     | B                    | SCALE | 5 : 1  |
| SensL Technologies Ltd |             |              |                      |       | Sheet  |
| www.sensl.com          |             |              |                      |       | 1 of 2 |
| DWG. NO.               | SND0182     | DO NOT SCALE | ALL DIMENSIONS IN MM |       |        |
| TITLE:                 |             |              |                      |       |        |
| ArrayJ-60035-4P-BGA    |             |              |                      |       |        |
| PROJECTION:            |             |              |                      |       |        |



Zoom View A

**NOTE**

Solder pads may be oversized to ease placement of the array on the carrier PCB. Consult with contract manufacturer for recommendation based on placement accuracy capability.

Recommended PCB Solder Footprint  
Scale 10:1

|   |             |              |                      |        |                 |
|---|-------------|--------------|----------------------|--------|-----------------|
| DATE                                    | 09 Apr 2017 | REVISION     | B                    | SCALE: | 10 : 1          |
| SensL Technologies Ltd<br>www.sensl.com |             |              |                      |        | Sheet<br>2 of 2 |
| DWG. NO:                                | SND0182     | DO NOT SCALE | ALL DIMENSIONS IN MM |        |                 |
| TITLE:<br><b>ArrayJ-60035-4P-BGA</b>    |             |              |                      |        |                 |
| PROJECTION:                             |             |              |                      |        |                 |

All Dimensions ± 0.1mm Unless Otherwise Stated