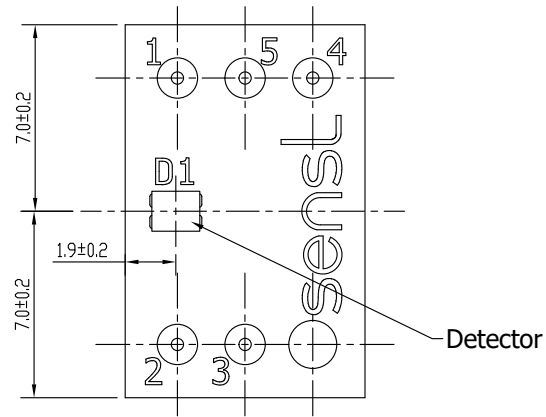
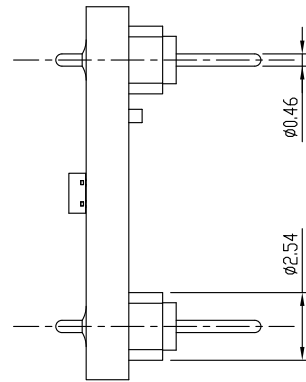


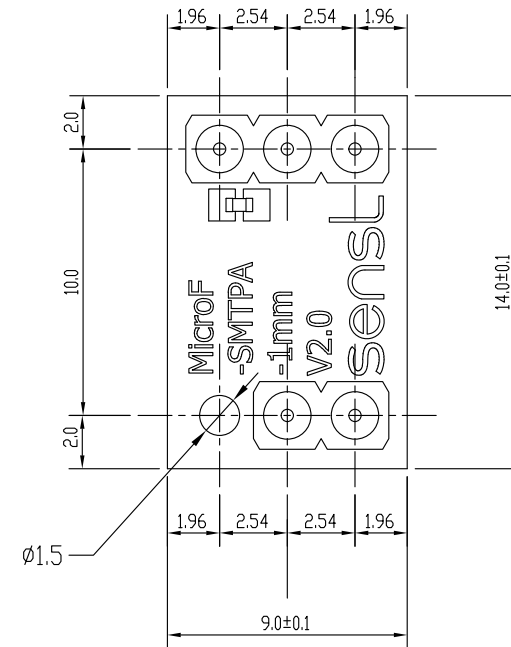
Top View



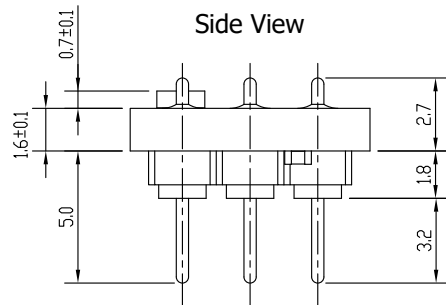
Side View



Bottom View




Side View



Pin Assignments

Pin #	RB Series
1	Anode
2	Fast Output
3	Cathode
4	PCB Ground
5	Jumper to PCB Ground (0 Ohm)



Top View

Bottom View

DATE: 03 Feb 2018 | DWG. NO: SND0228 | REVISION A

TITLE:

MicroRB-SMTPA-100XX

ALL DIMENSIONS ARE IN mm

GENERAL TOLERANCE (UNLESS SPECIFIED) ±0.1mm

DRAWING IS SUBJECT TO CHANGE WITHOUT NOTICE | DD NDT SCALE

SensL Technologies Ltd | Sheet 1 of 1

www.sensl.com

